



WHITTINGTON & CO.

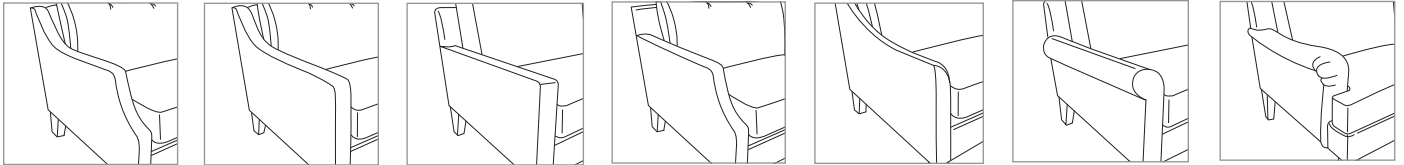
# 7437 GREENWICH WORKSHEET CUSTOM CHAIR PROGRAM - LOOSE BACK CUSHION

This program is available in two standard frame depths (37") loose back or (34") tight back version and can be fully customized by the inch with many custom changes and upgrades. Choose from many standard arms, cushions and leg styles and fill preferences at no additional upcharge. Non-standard changes and greater customization and upgrades are available upon request with additional charges. See our 7400 Series Program Common Changes & Upgrades Price List for complete details. Please note that all dimensions are approximate within +/- 1". Please account for this tolerance when specifying. Different arm styles will affect the overall width, see Arm Styles Section for more details.

- 1 CHOOSE ARM LENGTH  Full Arm  T-Front Arm  Custom Arm Style - Extra \$ (SEE COMMON CHANGES & UPGRADES PRICE LIST)

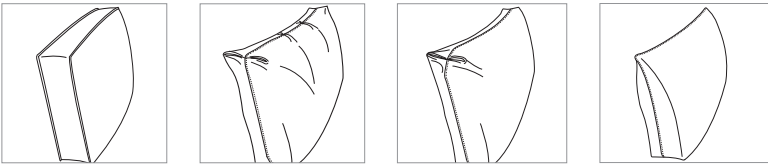
- 2 CHOOSE ARM STYLE (Overall Dimensions: W: 30" D" 37" H: 36" | Seat Depth: 22" Seat Height: 18"H | Arm Height: 24"H | Standard Slim Arm Width: 4")  
Select standard arm style and customize width, depth and height as desired. See 7400 Series Program Common Changes & Upgrades Price List for complete details.

Standard Arm Width: 4" - Please note, line drawings are only examples of various style options and actual products may vary slightly



- 4" Slim Slope Arm  4" Slim Rising Track Arm  4" Slim Track Arm  4" Slim Track Slope Arm  4" Slim Crescent Arm  4" Slim Rolled Arm (+ 2"/Arm to Overall Width)  4" Slim English Arm (+ 2"/Arm to Overall Width) \*T-Front cushion style

- 3 CHOOSE BACK CUSHION STYLE



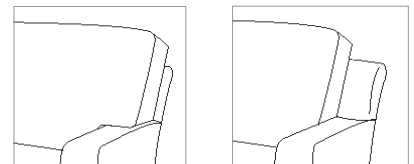
- Box/Band Style  S-Pleats Style  French Pleat Style  Knife Edge/Pillow Style

- 4 CHOOSE SEAT CUSHION FILL TYPE

Foam Feather S-Blend Envelop  Soft  Medium  Firm 

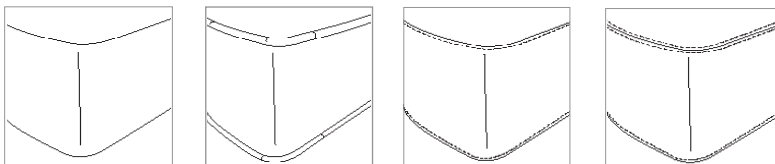
Foam Dacron Envelop  Soft  Medium  Firm 

- 3a BACK CUSHION SUB-OPTION



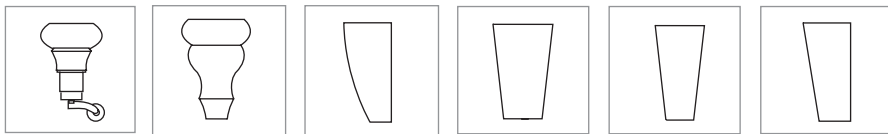
- Lug on Back Cushion  No Lug on Back Cushion

- 6 CHOOSE STITCHING STYLE

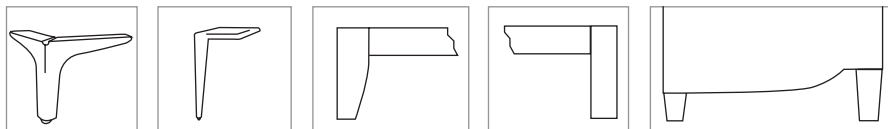


- Seam Only  Welt  Single Top Stitch  Double Top Stitch (Extra \$)

- 7 CHOOSE LEG STYLE




- #4003\* (caster only EXTRA \$)  5"H #4004\* Cap opt. EXTRA \$  5"H #4005 Sabre  5"H Wide Tapered  5"H Slim Tapered  5"H #4008 Side Tapered



- 5"H Meta Metal Legs  5"H Angelo Metal Legs  5"H #4006\* Sabre Base \*\*Upgrade opt. - EXTRA \$\*\*  5"H #4007\* Staight Base \*\*Upgrade opt. - EXTRA \$\*\*  English/London Base\* \*\*Upgrade opt. - EXTRA \$\*\*

- 5 CHOOSE BACK CUSHION FILL TYPE



- Dacron  Feather S-Blend

- 8 SPECIFY FABRIC/LEATHER MATERIALS

- COM/COL Form Attached

Body/Seat & Back cushions:

\_\_\_\_\_

\_\_\_\_\_

\_\_\_\_\_

Stain: \_\_\_\_\_

Additional Details: \_\_\_\_\_

\_\_\_\_\_

\_\_\_\_\_

\_\_\_\_\_

\_\_\_\_\_

\_\_\_\_\_

\_\_\_\_\_

\_\_\_\_\_

\_\_\_\_\_